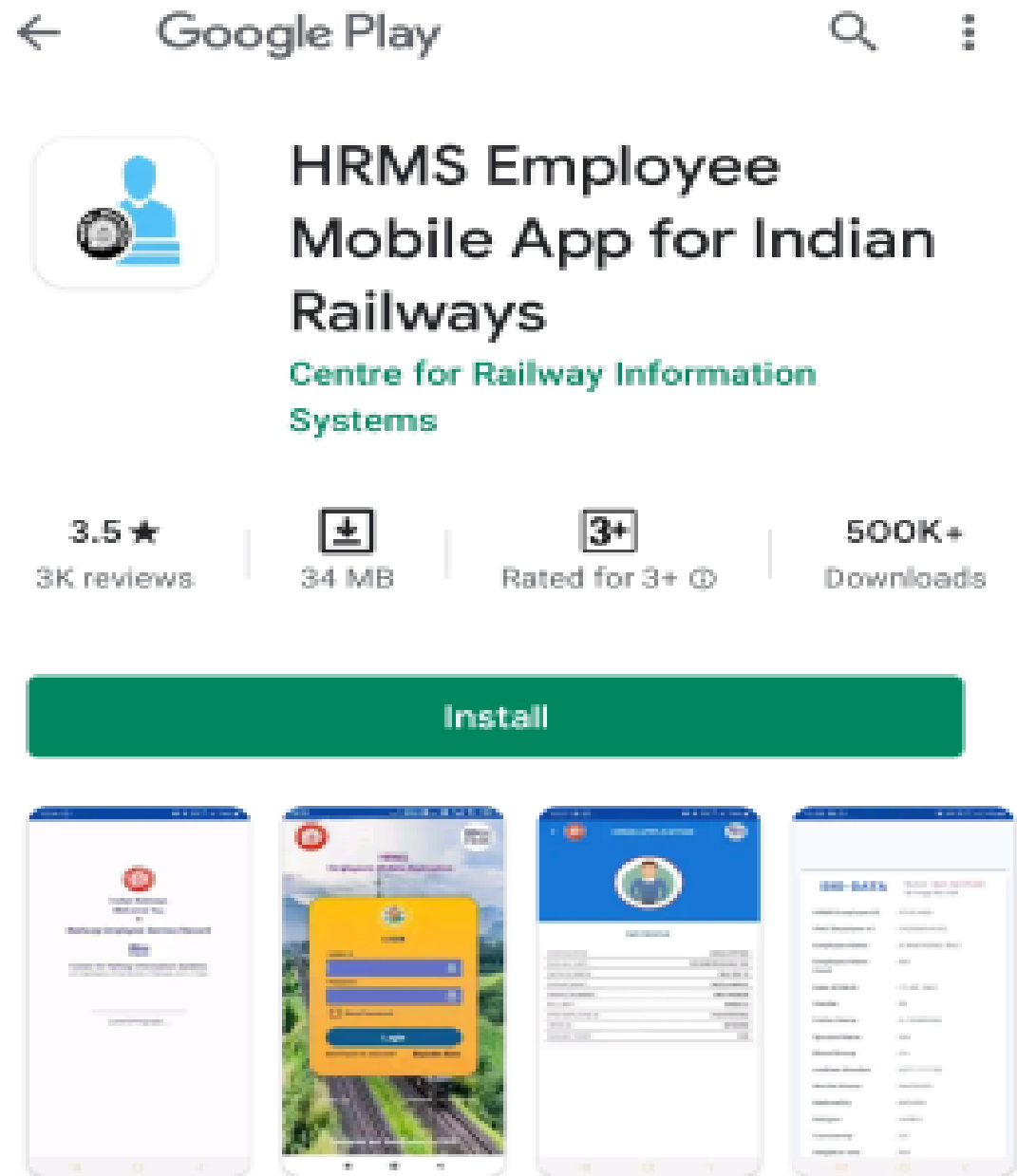


# Download the HRMS app from google play store



**IT TEAM  
PUNE DIVISION**



Edit with WPS Office

# Login with HRMS ID AND PASSWORD

Tip : Those who don't know HRMS Id can click on the Register Now option

INDIAN RAILWAYS

CRIS

**HRMS**  
**Employee's Mobile Application**

  
**LOGIN**

HRMS ID

0/6

Password

0/6

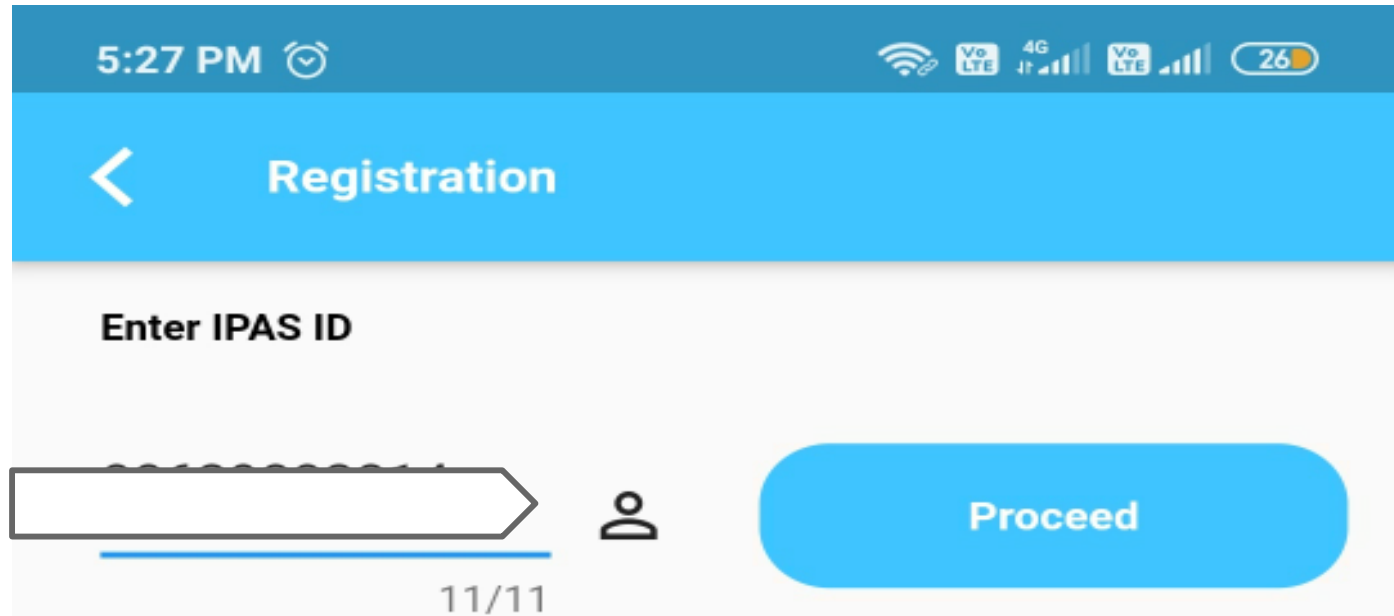
**Login**

[Forgot Password ?](#)      [Register Now](#)  
[Click Here For Help Videos](#)

[Contact Us](#)      Version 1.0.7 (Beta)  
Designed And Developed By CRIS

IT TEAM  
PUNE DIVISION

# Enter Your P. F number and click on proceed



A screenshot of a mobile application's registration screen. The status bar at the top shows the time as 5:27 PM, a clock icon, and various connectivity icons (Wi-Fi, VoLTE, 4G, and battery level at 26%). The app's header is a blue bar with a white back arrow and the word "Registration". Below the header, the text "Enter IPAS ID" is displayed. A white text input field with a right-pointing arrow at its end is shown, with a blue underline and the text "11/11" below it. To the right of the input field is a small person icon. Further right is a large blue rounded button with the word "Proceed" in white text.

**IT TEAM  
PUNE DIVISION**



Edit with WPS Office

You will get all your details in this format and you will receive an OTP. Fill in that OTP and click on Register

Registration

Enter IPAS ID

00629P

11/11

Proceed

\* Note:- To update your mobile no,Please contact your establishment clerk

EMPLOYEE DETAILS

HRMS ID

EMPLOYEE NAME:

MOBILE NO:

DESIGNATION:

DEPARTMENT:

RAILWAY UNIT:

ENTER OTP TO REGISTER

Enter OTP :

2020


4/5

Register

Designed and Developed By CRIS

IT TEAM  
PUNE DIVISION

**After Registration, login to the app with your HRMS ID and Password and OTP**



**IT TEAM  
PUNE DIVISION**



Edit with WPS Office